

STAINLESS STEEL

PROFILES





CORNER PROTECTION PROFILES

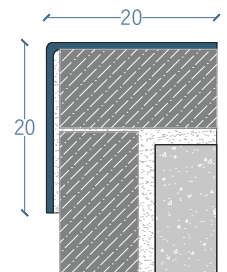


WALL PROTECTION-OUTER

Tile Profile for Corner Protection in Stainless Steel (304) with protective foil coated on one side, which is removed after final cleaning. Stainless Steel Angle, edged three times for subsequent mounting on the wall.

Height mm	Length mm	Material
20	2440	Stainless Steel

Thickness mm			Color	Finish
0.6	0.8	1.0		
DS-WP1 SM20-T6	DS-WP1 SM20-T8	DS-WP1 SM20-T10	Silver	Mirror
DS-WP1 SB20-T6	DS-WP1 SB20-T8	DS-WP1 SB20-T10	Silver	Brush
DS-WP1 GM20-T6	DS-WP1 GM20-T8	DS-WP1 GM20-T10	Gold	Mirror
DS-WP1 GB20-T6	DS-WP1 GB20-T8	DS-WP1 GB20-T10	Gold	Brush
DS-WP1 BM20-T6	DS-WP1 BM20-T8	DS-WP1 BM20-T10	Black	Mirror
DS-WP1 BB20-T6	DS-WP1 BB20-T8	DS-WP1 BB20-T10	Black	Brush
DS-WP1 RM20-T6	DS-WP1 RM20-T8	DS-WP1 RM20-T10	Rose Gold	Mirror
DS-WP1 RB20-T6	DS-WP1 RB20-T8	DS-WP1 RB20-T10	Rose Gold	Brush



CORNER PROTECTION


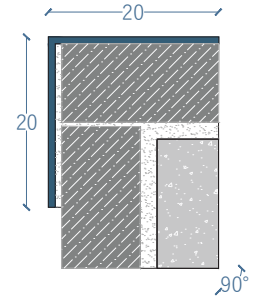


WALL PROTECTION-OUTER

Tile Profile for Corner Protection in Stainless Steel (304) with protective foil coated on one side, which is removed after final cleaning. Stainless Steel Angle, edged three times for subsequent mounting on the wall.

Height	Length mm	Material
20	2440	Stainless Steel

Thickness mm			Color	Finish
0.6	0.8	1.0		
DS-WP2 SM20-T6	DS-WP2 SM20-T8	DS-WP2 SM20T10	Silver	Mirror
DS-WP2 SB20-T6	DS-WP2 SB20-T8	DS-WP2 SB20T10	Silver	Brush
DS-WP2 GM20-T6	DS-WP2 GM20-T8	DS-WP2 GM20T10	Gold	Mirror
DS-WP2 GB20-T6	DS-WP2 GB20-T8	DS-WP2 GB20T10	Gold	Brush
DS-WP2 BM20-T6	DS-WP2 BM20-T8	DS-WP2 BM20T10	Black	Mirror
DS-WP2 BB20-T6	DS-WP2 BB20-T8	DS-WP2 BB20T10	Black	Brush
DS-WP2 RM20-T6	DS-WP2 RM20-T8	DS-WP2 RM20T10	Rose Gold	Mirror
DS-WP2 RB20-T6	DS-WP2 RB20-T8	DS-WP2 RB20T10	Rose Gold	Brush

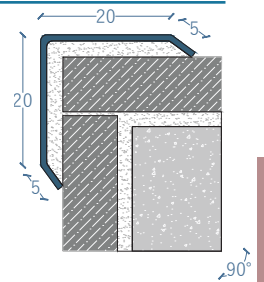


WALL PROTECTION-OUTER

Tile Profile for Corner Protection in Stainless Steel (304) with protective foil coated on one side, which is removed after final cleaning. Stainless Steel Angle, edged three times for subsequent mounting on the wall.

Width mm	Length mm	Material
25	2440	Stainless Steel

Thickness mm			Color	Finish
0.6	0.8	1.0		
DS-WP3 SM25-T6	DS-WP3 SM25-T8	DS-WP3 SM25-T10	Silver	Mirror
DS-WP3 SB25-T6	DS-WP3 SB25-T8	DS-WP3 SB25-T10	Silver	Brush
DS-WP3 GM25-T6	DS-WP3 GM25-T8	DS-WP3 GM25-T10	Gold	Mirror
DS-WP3 GB25-T6	DS-WP3 GB25-T8	DS-WP3 GB25-T10	Gold	Brush
DS-WP3 BM25-T6	DS-WP3 BM25-T8	DS-WP3 BM25-T10	Black	Mirror
DS-WP3 BB25-T6	DS-WP3 BB25-T8	DS-WP3 BB25-T10	Black	Brush
DS-WP3 RM25-T6	DS-WP3 RM25-T8	DS-WP3 RM25-T10	Rose Gold	Mirror
DS-WP3 RB25-T6	DS-WP3 RB25-T8	DS-WP3 RB25-T10	Rose Gold	Brush



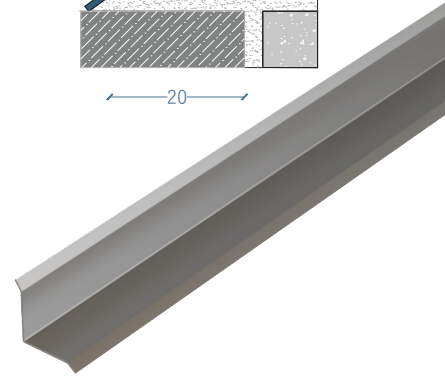
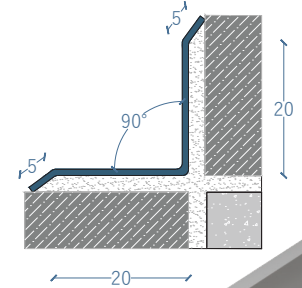
CORNER PROTECTION

WALL PROTECTION-INNER

Tile Profile for Corner Protection in Stainless Steel (304) with protective foil coated on one side, which is removed after final cleaning. Stainless Steel Angle, edged three times for subsequent mounting on the wall.

Height mm	Length mm	Material
25	2440	Stainless Steel

Thickness mm			Color	Finish
0.6	0.8	1.0		
DS-WP4 SM25-T6	DS-WP4 SM25-T8	DS-WP4 SM25-T10	Silver	Mirror
DS-WP4 SB25-T6	DS-WP4 SB25-T8	DS-WP4 SB25-T10	Silver	Brush
DS-WP4 GM25-T6	DS-WP4 GM25-T8	DS-WP4 GM25-T10	Gold	Mirror
DS-WP4 GB25-T6	DS-WP4 GB25-T8	DS-WP4 GB25-T10	Gold	Brush
DS-WP4 BM25-T6	DS-WP4 BM25-T8	DS-WP4 BM25-T10	Black	Mirror
DS-WP4 BB25-T6	DS-WP4 BB25-T8	DS-WP4 BB25-T10	Black	Brush
DS-WP4 RM25-T6	DS-WP4 RM25-T8	DS-WP4 RM25-T10	Rose Gold	Mirror
DS-WP4 RB25-T6	DS-WP4 RB25-T8	DS-WP4 RB25-T10	Rose Gold	Brush

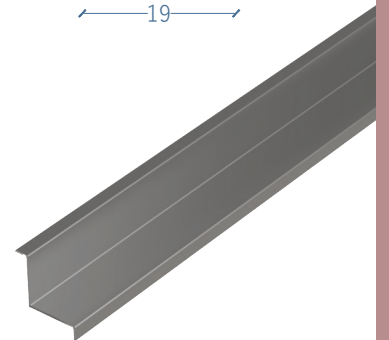
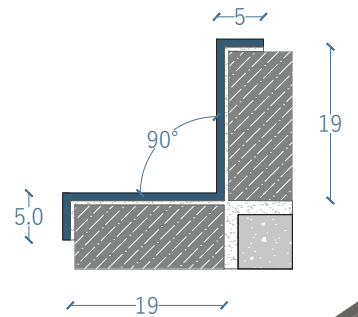


WALL PROTECTION-INNER

Tile Profile for Corner Protection in Stainless Steel (304) with protective foil coated on one side, which is removed after final cleaning. Stainless Steel Angle, edged three times for subsequent mounting on the wall.

Height mm	Length mm	Material
19	2440	Stainless Steel

Thickness mm			Color	Finish
0.6	0.8	1.0		
DS-WP5 SM19-T6	DS-WP5 SM19-T8	DS-WP5 SM19-T10	Silver	Mirror
DS-WP5 SB19-T6	DS-WP5 SB19-T8	DS-WP5 SB19-T10	Silver	Brush
DS-WP5 GM19-T6	DS-WP5 GM19-T8	DS-WP5 GM19-T10	Gold	Mirror
DS-WP5 GB19-T6	DS-WP5 GB19-T8	DS-WP5 GB19-T10	Gold	Brush
DS-WP5 BM19-T6	DS-WP5 BM19-T8	DS-WP5 BM19-T10	Black	Mirror
DS-WP5 BB19-T6	DS-WP5 BB19-T8	DS-WP5 BB19-T10	Black	Brush
DS-WP5 RM19-T6	DS-WP5 RM19-T8	DS-WP5 RM19-T10	Rose Gold	Mirror
DS-WP5 RB19-T6	DS-WP5 RB19-T8	DS-WP5 RB19-T10	Rose Gold	Brush



CORNER PROTECTION

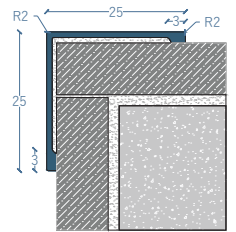

ALUMINIUM

PROFILES





CORNER PROTECTION PROFILES






















CORNER PROTECTION

Tile Profile for Corner Protection made of Aluminium




















Height mm			Length mm			Material
10			2500			Aluminium
	Color	Finish		Color	Finish	
DA-CP SN10	Silver	Natural		DA-CP GB10	Gold	Brush
DA-CP SB10	Silver	Brush		DA-CP GM10	Gold	Mirror
DA-CP SM10	Silver	Mirror		DA-CP GA10	Gold	Anodized
DA-CP SA10	Silver	Anodized		DA-CP CB10	Champagne	Brush
DA-CP BB10	Black	Brush		DA-CP CM10	Champagne	Mirror
DA-CP BM10	Black	Mirror		DA-CP CA10	Champagne	Anodized
DA-CP BA10	Black	Anodized		DA-CP TB10	Tan	Brush
DA-CP RB10	Rose Gold	Brush		DA-CP TM10	Tan	Mirror
DA-CP RM10	Rose Gold	Mirror		DA-CP TA10	Tan	Anodized
DA-CP RA10	Rose Gold	Anodized				






















CORNER PROTECTION

Height mm		Length mm		Material			
15		2500		Aluminium			
Color		Finish		Color		Finish	
DA-CP SN15	Silver		Natural	DA-CP GB15	Gold		Brush
DA-CP SB15	Silver		Brush	DA-CP GM15	Gold		Mirror
DA-CP SM15	Silver		Mirror	DA-CP GA15	Gold		Anodized
DA-CP SA15	Silver		Anodized	DA-CP CB15	Champagne		Brush
DA-CP BB15	Black		Brush	DA-CP CM15	Champagne		Mirror
DA-CP BM15	Black		Mirror	DA-CP CA15	Champagne		Anodized
DA-CP BA15	Black		Anodized	DA-CP TB15	Tan		Brush
DA-CP RB15	Rose Gold		Brush	DA-CP TM15	Tan		Mirror
DA-CP RM15	Rose Gold		Mirror	DA-CP TA15	Tan		Anodized
DA-CP RA15	Rose Gold		Anodized				

CORNER PROTECTION

Height mm		Length mm		Material			
20		2500		Aluminium			
Color		Finish		Color		Finish	
DA-CP SN20	Silver		Natural	DA-CP GB20	Gold		Brush
DA-CP SB20	Silver		Brush	DA-CP GM20	Gold		Mirror
DA-CP SM20	Silver		Mirror	DA-CP GA20	Gold		Anodized
DA-CP SA20	Silver		Anodized	DA-CP CB20	Champagne		Brush
DA-CP BB20	Black		Brush	DA-CP CM20	Champagne		Mirror
DA-CP BM20	Black		Mirror	DA-CP CA20	Champagne		Anodized
DA-CP BA20	Black		Anodized	DA-CP TB20	Tan		Brush
DA-CP RB20	Rose Gold		Brush	DA-CP TM20	Tan		Mirror
DA-CP RM20	Rose Gold		Mirror	DA-CP TA20	Tan		Anodized
DA-CP RA20	Rose Gold		Anodized				

CORNER PROTECTION

Height mm		Length mm		Material			
25		2500		Aluminium			
Color		Finish		Color		Finish	
DA-CP SN25	Silver		Natural	DA-CP GB25	Gold		Brush
DA-CP SB25	Silver		Brush	DA-CP GM25	Gold		Mirror
DA-CP SM25	Silver		Mirror	DA-CP GA25	Gold		Anodized
DA-CP SA25	Silver		Anodized	DA-CP CB25	Champagne		Brush
DA-CP BB25	Black		Brush	DA-CP CM25	Champagne		Mirror
DA-CP BM25	Black		Mirror	DA-CP CA25	Champagne		Anodized
DA-CP BA25	Black		Anodized	DA-CP TB25	Tan		Brush
DA-CP RB25	Rose Gold		Brush	DA-CP TM25	Tan		Mirror
DA-CP RM25	Rose Gold		Mirror	DA-CP TA25	Tan		Anodized
DA-CP RA25	Rose Gold		Anodized				

